

# Transducer Specifics

With more than ten years of experience in transducer design and manufacturing, Edan offers a comprehensive suite of high-performance transducers with outstanding quality and reliability.

## New Prime Edition Transducer Suite

Transducer Name	Fundamental Frequencies	Harmonic Frequencies	Target Application
C5-2b	2.5, 3.5, 4.0 MHz	H5.0, H6.0 MHz	OB/GYN, Abdomen
L15-7b	10.0, 12.0, 14.0 MHz	H14.4, H14.6 MHz	Thyroid, Breast, SMP, MSK
P5-1b	2.0, 2.5, 3.0 MHz	H4.0, H5.0 MHz	Cardiac Screening

## U50 Universal Transducer Suite

Transducer Name	Fundamental Frequencies	Harmonic Frequencies	Target Application
C352UB	2.5, 3.5, 4.5, MHz	H5.0, H5.4 MHz	OB/GYN, Abdomen
C612UB	5.5, 6.5, 7.5, MHz	H9.0, H9.4 MHz	Ped Abdomen, Ped Cardiac
C6152UB	5.5, 6.5, 7.5, MHz	H9.0, H9.4 MHz	Ped Abdomen, Ped Cardiac
L1042UB	8.0, 9.5, 11.0 MHz	H13.0, H13.4 MHz	Vascular, Breast SMP, MSK
L742UB	6.5, 7.5, 8.5 MHz	H9.0, H9.4 MHz	Vascular, Breast, SMP, MSK
L552UB	4.5, 5.5, 6.5 MHz	H5.6, H6.0 MHz	Deep Vascular, Breast, MSK
E612UB	5.5, 6.5, 7.5 MHz	H9.0, H9.4 MHz	Endovaginal, Endorectal

## About Edan

Edan is a healthcare company dedicated to improving the human condition around the world by delivering value-driven, innovative and high-quality medical products and services. For over 20 years, Edan has been pioneering a comprehensive line of medical solutions that address a broad range of healthcare practices including:

- Diagnostic ECG
- Patient Monitoring
- OB/GYN
- Ultrasound imaging
- Point-of-Care Testing
- In-Vitro Diagnostics
- Veterinary

Healthcare professionals around the world depend on Edan's breakthrough medical technologies and outstanding customer support.

**EDANUSA**  
www.edanusa.com

# U50

## Prime Edition

Scan more patients, across more applications, with more confidence.



To Purchase, Visit [Avobus.com](http://Avobus.com) or call [1-800-674-3655](tel:1-800-674-3655)

4204 Jutland Drive,  
Suite B, San Diego, CA 92117  
Toll Free Phone Number:  
**888.850.4597**

Care for Health

# U50

Prime Edition

## One system. Twelve applications. Countless patients.

Whether your imaging study requires unparalleled detail and contrast resolution of high frequency musculoskeletal imaging or superb penetration to evaluate deep abdominal targets, the suite of transducer optimized for the U50 Prime Edition ultrasound system ensures you can scan more patients, across more applications, with more diagnostic confidence. Characterized by a compact, lightweight design and user-centric workflow, the U50 Prime Edition meets the need for a highly portable and easy-to-use ultrasound system.



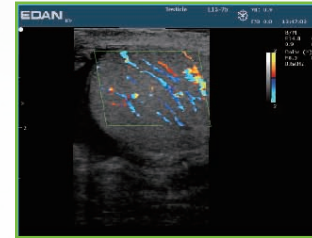
Multiple peripheral ports including VGA, composite video and USB

Large capacity integrated hard disk for extended data storage



## Technologies

From superb image quality to the streamlined user interface, the U50 Prime Edition ultrasound system is designed to give you more diagnostic information across target applications than similarly priced competitive systems. Advanced 2D and color Doppler imaging technologies you'd expect to find only in premium-priced systems are standard. The portable U50 Prime Edition system delivers the performance of a high-end system at a compact price.



High frequency imaging provides the sensitivity necessary to display normal testicular flow.



Spatial compounding and speckle reduction enhance contrast resolution to clearly delineate hepatic lesions.



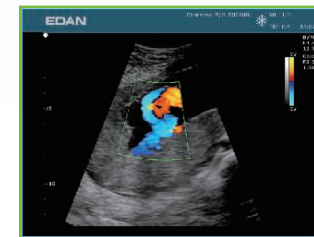
Harmonic imaging produces excellent myocardial border definition.



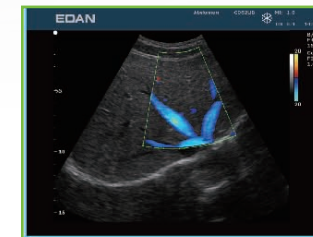
Multi-beam architecture provides excellent performance in color and spectral Doppler.



Evaluation of the fetal heart demands exquisite detail resolution.



Hemodynamic information is clearly seen in this second trimester umbilical cord.



Superb color Doppler spatial resolution aids in rapid interrogation of the hepatic veins.



Excellent contrast and detail resolution are demonstrated in this first trimester OB endovaginal image.



To Purchase, Visit [Avobus.com](http://Avobus.com) or call [1-800-674-3655](tel:1-800-674-3655)

**EDANUSA**  
www.edanusa.com