

F2

Fetal Monitor

Mounting Solutions



Trolley

Wall Mount

EDANUSA
www.edanusa.com

F2

Fetal Monitor

Specification

| Physical Characteristics | | Display Specifications | |
|--------------------------|---|-------------------------|-----------------------------------|
| Dimensions: | 350mm x 300mm x 104mm | Display: | 5.6" inches LCD |
| Weight: | Approx. 3.5 kg | Resolution: | RGB 640 (W) x480 (H) |
| Ultrasound | | DECG | |
| Technique: | Ultrasound Pulse Doppler with autocorrelation | Technique: | Peak-peak detection technique |
| Pulse Repetition Rate: | 2 KHz | DFHR Measurement Range: | 30bpm ~ 240 bpm |
| Ultrasound Frequency: | 1.0MHz ±10% | Resolution: | 1bpm |
| FHR Measurement Range: | 50bpm ~ 240bpm | Accuracy: | ±1 bpm |
| Resolution: | 1bpm | | |
| Accuracy: | ±2 bpm | | |
| /ob: | <10mW/cm ² | | |
| TOCO | | IUP | |
| TOCO Range: | 0% ~ 100% | Pressure Range: | 0 ~ 100mmHg |
| Non-linear Error: | ≤ 10% | Non-linear Error: | ≤ ±3 mmHg |
| Resolution: | 1% | Resolution: | 1% |
| Zero Mode: | Automatic / Manual | Zero Mode: | Automatic/Manual |
| AFM | | Manual Fetal Movement | |
| Technique: | Pulsed Doppler ultrasound | Method | Remote marker |
| Range: | 0 ~ 100 (%) | | |
| Resolution: | 1% | | |
| Recorder | | Power Supply | |
| Recording Paper: | Z-fold, 150/152mm thermosensitive paper | Operating Voltage: | 100 - 240V~ |
| Recording Speed: | 1/2/3 cm/min, 15 mm/sec for history data | Operating Frequency: | 50/60Hz |
| | | Battery: | 14.8V rechargeable Li-ion battery |



To Purchase, Visit Avobus.com or call [1-800-674-3655](tel:1-800-674-3655)

4204 Jutland Drive,
Suite B, San Diego, CA 92117
Toll Free Phone Number:
888.850.4597

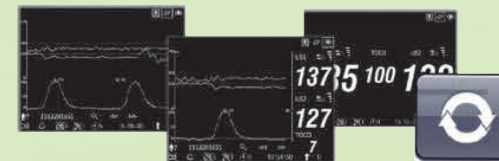
Care for Health

F2 Fetal Monitor




With its elegant design, foldable screen, and enhanced functionality, F2 fetal monitor would address the needs of obstetrical departments in both clinics and hospitals. F2 is amazingly lightweight and portable, which makes it suitable for outpatient service. With the latest technologies from EDAN, F2 offers an extensive set of monitoring parameters such as FHR, TOCO, DECG, IUP and fetal movement.

Multi-display Modes



Switching among three display modes, user may choose the most suitable one for clinical use.

Simple Workflow



1 Knob Operation:


Using the knob only, you may carry out every configuration to customize the machine according to actual clinical needs.



1 Button Operation:

Start button could be configured to integrate patient info and printing. This could help the doctor to simplify the workflow and work with 1 button only.

1 MHz waterproof FHR Probe



The use of 1MHz probe enlarges the penetration and deepens the range of detection, which is significant and positive in fetal monitoring, especially for big pregnant women. Furthermore, it is also proved that the lower the detection frequency of the probe, the better protection to the tissues of fetus.

Convenient to Carry or Transport

- Compact, portable and lightweight
- Long life Lithium-ion battery for outpatient service

Easy to Read & Operate

- 5.6 inches foldable screen
- Large numeric and waveform display
- Simple workflow with silicone buttons for operations

Advanced FHR Detection Technology

AVOBUS EQUIPMENT
 ication to differentiate twins FHR
 doctor helps optimize the probe position

Flexible Printing Options

- Built-in thermoprinter
- Print on 150/152 mm width recording paper
- 1/2/3 cm/min real-time printing speed
- 15 mm/sec fast printing speed for history traces

Powerful Data Management

- 12 hours built-up memory for seamless monitoring
- MFM-CNS network for remote monitoring
- Insight software for data management on PC
- USB port to enlarge storage capacity

To Purchase, Visit Avobus.com or call [1-800-674-3655](tel:1-800-674-3655)

